

2022 INSTRUCTIONAL ANNUAL PROGRAM PLANNING WORKSHEET

CURRENT YEAR 2021-2022 PROGRAM: CRIMINAL JUSTICE/ADMINISTRATION OF JUSTICE
CLUSTER: WEED LAST YEAR CPPR COMPLETED: 2019
NEXT SCHEDULED CPPR: 2023 CURRENT DATE: 3/3/2022

The Annual Program Planning Worksheet (APPW) is the process for:

- reviewing, analyzing and assessing programs on an annual basis
- documenting relevant program changes, trends, and plans for the upcoming year
- identifying program needs, if any, that will become part of the program's [resource plan](#)
- highlighting specific program accomplishments and updates since last year's APPW
- tracking progress on a Program Sustainability Plan if established previously

Note: Degrees and/or certificates for the *same* program *may be consolidated* into one APPW.

This APPW encompasses the following degrees and/or certificates:

Associate of Arts in Criminal Justice and Associate of Science for Transfer in Administration of Justice

GENERAL PROGRAM UPDATE

Describe significant changes, if any, to program mission, purpose or direction. *If there are not any, indicate: NONE.*

NONE

PROGRAM SUSTAINABILITY PLAN UPDATE

Was a Program Sustainability Plan established in your program's most recent Comprehensive Program Plan and Review?

Yes If yes, please complete the Program Sustainability Plan Progress Report below.

No If no, you do not need to complete a Progress Report.

If you selected yes, please complete the Program Sustainability Plan Progress Report below after you complete the Data Analysis section. That data collection and analysis will help you to update, if necessary, your Program Sustainability Plan.

DATA ANALYSIS AND PROGRAM-SPECIFIC MEASUREMENTS

General Enrollment

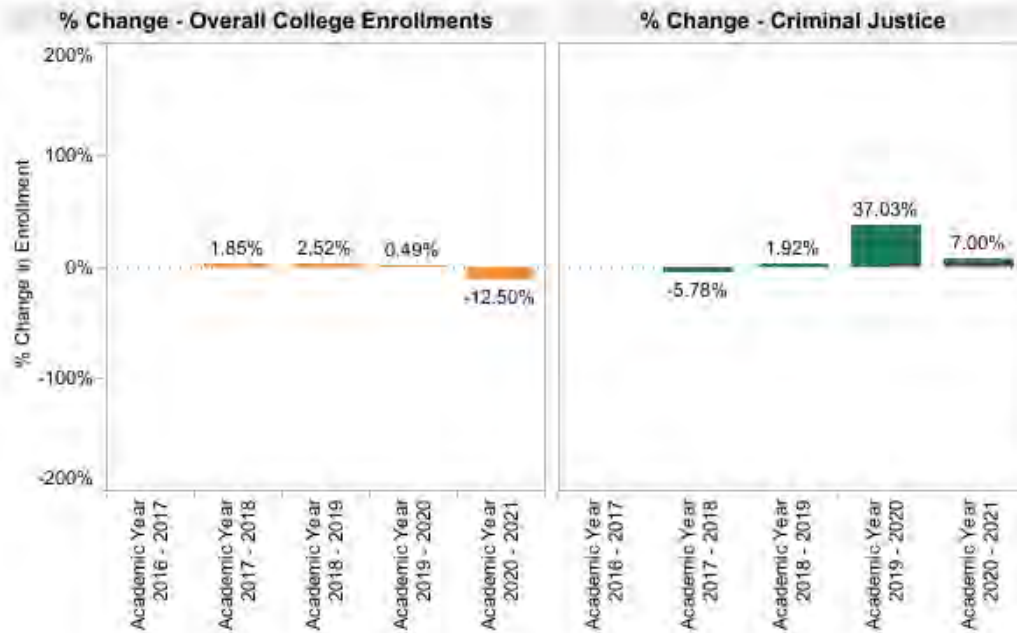
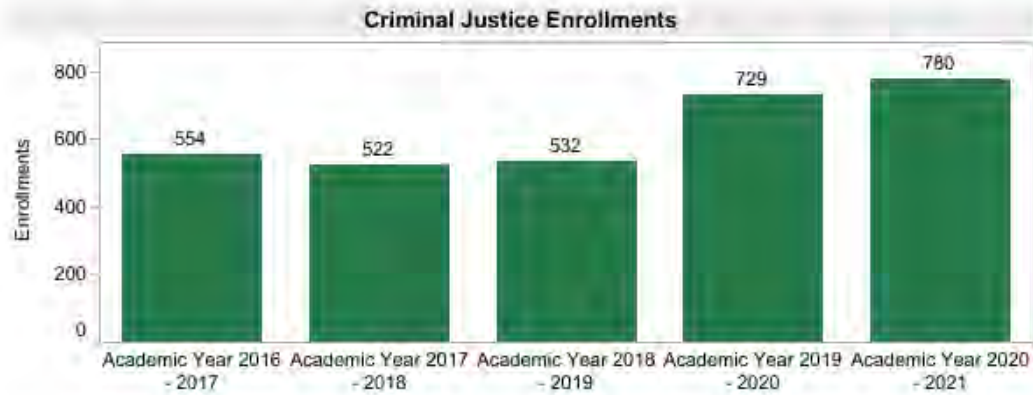
SLOCCCD Program Review Data - Enrollment

Department:
Criminal Justice

Course:
All

Dual Enrollment:
All

Prison:
All



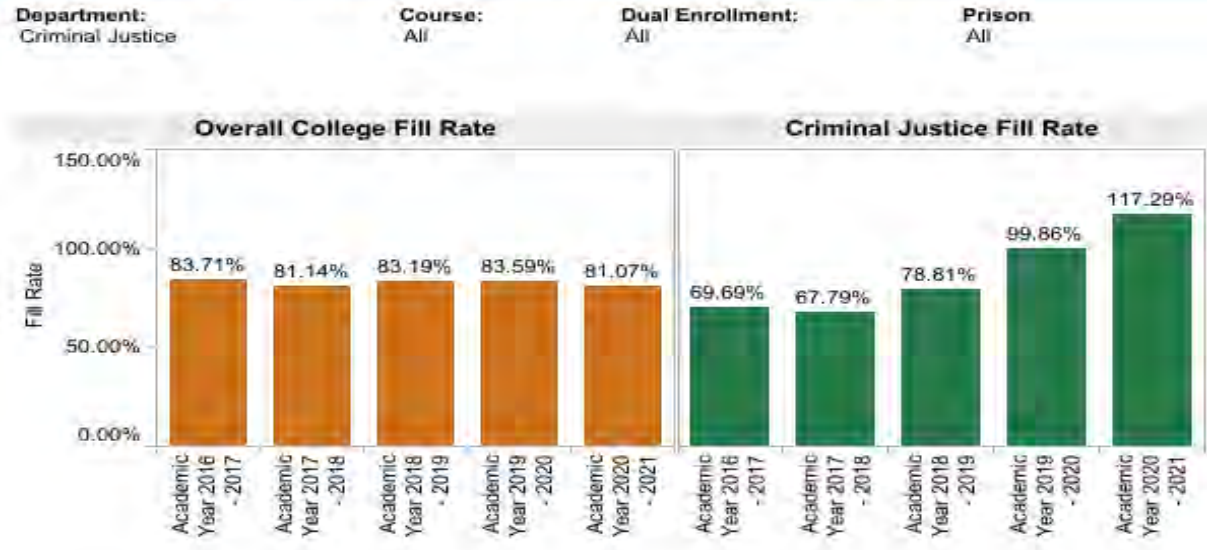
Enrollment. Duplicated count of students who completed greater than 0 units in positive attendance courses or were present on census for all other accounting methods.

The College has seen an overall decline in enrollment of 12.50% while criminal justice has increased by 7%. It is a good sign that Criminal Justice program enrollments are up 7% despite a generalized

decline collegewide. The criminal justice program maintains classes at CMC and in the DE modality and had added a Dual Enrollment course at Templeton High School.

General Student Demand (Fill Rate)

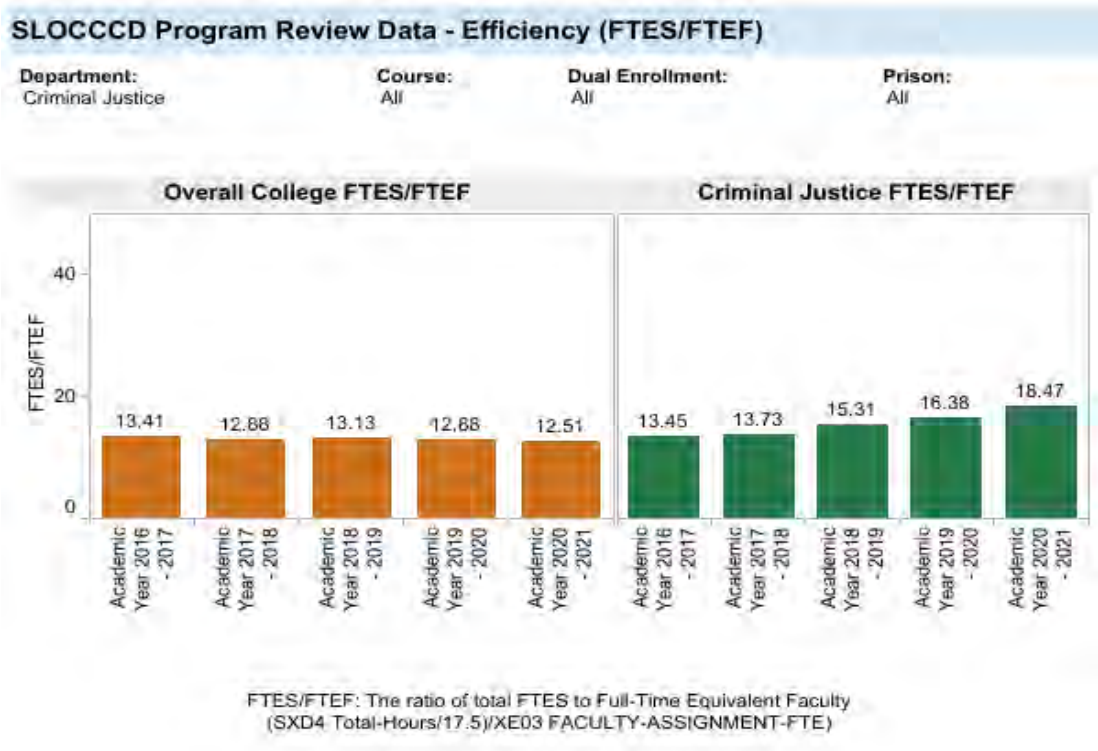
SLOCCCD Program Review Data - Student Demand (Fill Rate)



Fill Rate: The ratio of enrollments to class limits. Cross listed class limits are adjusted appropriately. Also, courses with zero class limits are excluded from this measure.

The College has an 81.07% fill rate and the criminal justice program is at 117.29%. This is an increase in the criminal justice fill rate of approximately 17% over last year. This percentage is well in excess of the college average and may indicate that additional sections of criminal justice courses should be added to the schedule if this trend continues.

General Efficiency (FTES/FTEF)



The College wide and Criminal Justice Program efficiency numbers are 12.51 and 18.47 respectively. The efficiency ratio for the Criminal Justice Program of 18.47 is the highest ratio in the past five years. With class caps set at 40 for all courses except for CJ210 (which has 25), the Criminal Justice program has consistently been as efficient as the College wide average with a significant increase in efficiency for the 2020-2021 academic year.

Student Success—Course Completion by Modality

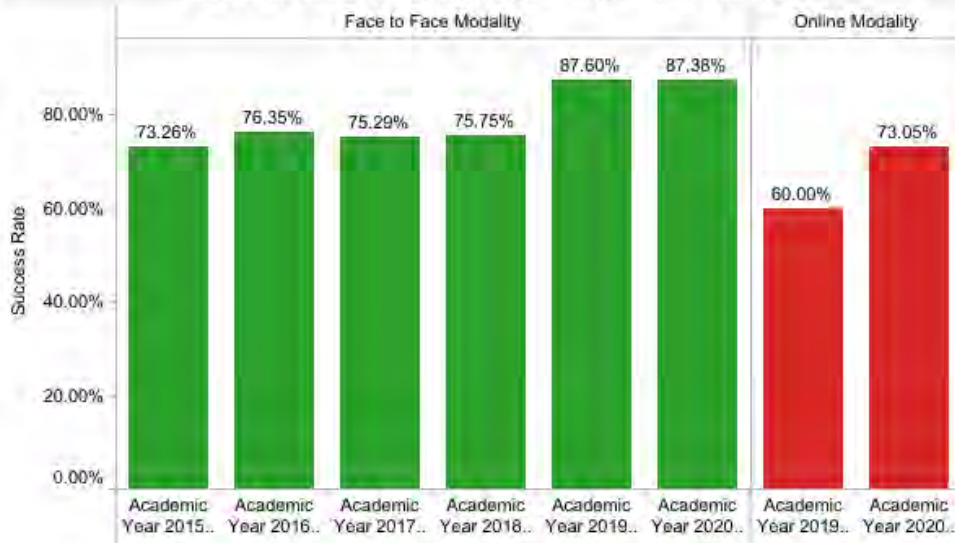
SLOCCCD Program Review Data: Successful Course Completion

Select Department:
Criminal Justice

Course:
All

Legend:
■ Face to Face Modality
■ Online Modality

Successful Course Completion by Modality -Criminal Justice

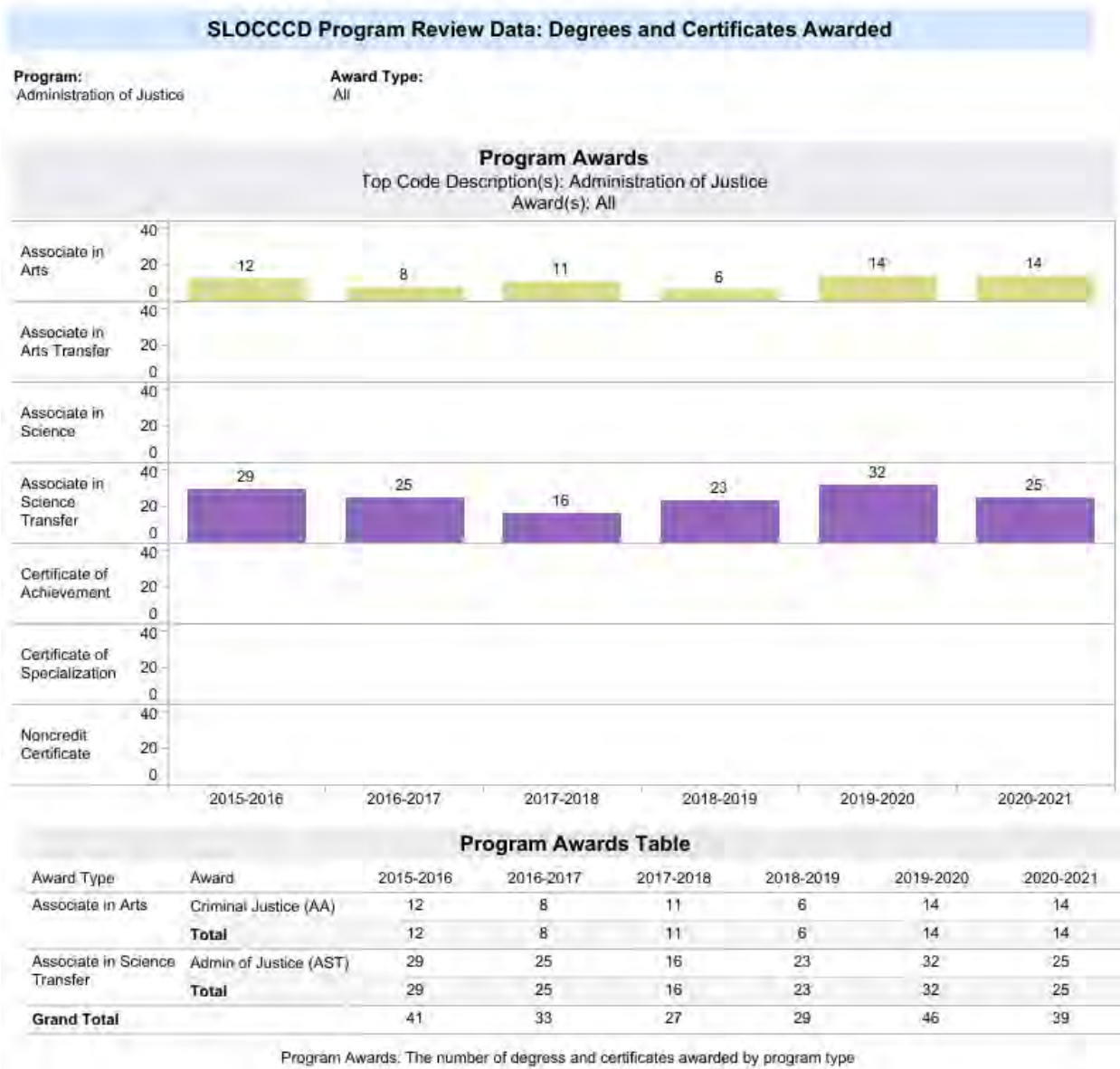


Successful Course Completion by Modality Table - Criminal Justice

		Academic Year 2015 - 2016	Academic Year 2016 - 2017	Academic Year 2017 - 2018	Academic Year 2018 - 2019	Academic Year 2019 - 2020*	Academic Year 2020 - 2021
Face to Face Modality	Department Success Rate	73.26%	76.35%	75.29%	75.75%	87.60%	87.38%
	Total Department Enrollm..	688.0	554.0	522.0	532.0	689.0	106.0
Online Modality	Department Success Rate					60.00%	73.05%
	Total Department Enrollm..					40.0	674.0

The College wide face to face modality success rate is 84.36% and 73.63% for the online modality. The Criminal Justice Program’s face to face modality success rate is 87.38 %, which exceeds the College’s success rate by approximately 3%. The Criminal Justice Program’s online modality success rate is 73.05%, which is a half a percent less than the College wide average. This is a huge improvement over the Criminal Justice Program’s online modality success rate last year, which was 60% and represented only one course where this number represents all criminal justice courses because they were all offered online due to the pandemic.

Degrees and Certificates Awarded



A total of thirty-nine Administration of justice/Criminal justice degrees were awarded. Twenty-five ADT's in Administration of Justice and fourteen AA's in Criminal Justice degrees were awarded. This is a slight decline from last year.

General Student Success – Course Completion

SLOCCCD Program Review Data: Successful Course Completion

Select Department:
Criminal Justice

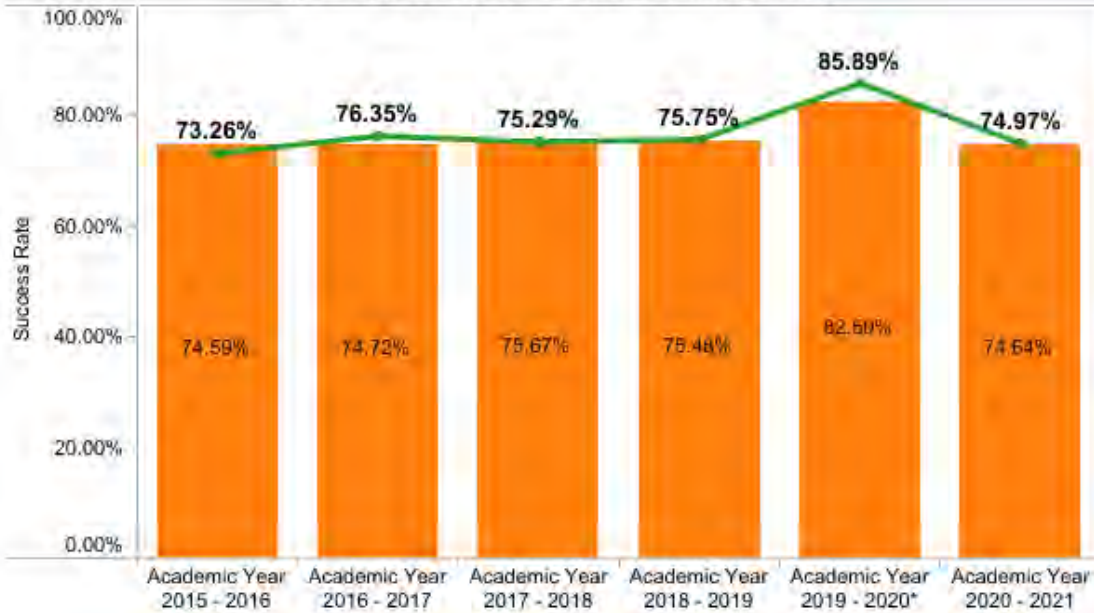
TERM
All

Measure Names

- Department Success Rate
- Overall College Success Rate

COURSE
All

Successful Course Completion - Criminal Justice



Criminal Justice Success Rate Table

	Academic Year 2015 - 2016	Academic Year 2016 - 2017	Academic Year 2017 - 2018	Academic Year 2018 - 2019	Academic Year 2019 - 2020*	Academic Year 2020 - 2021
Department Success..	73.26%	76.35%	75.29%	75.75%	85.89%	74.97%
Total Enrollments	688	554	522	532	729	780

Success: The Percentage of student enrollments resulting in a final grade of "C" or better

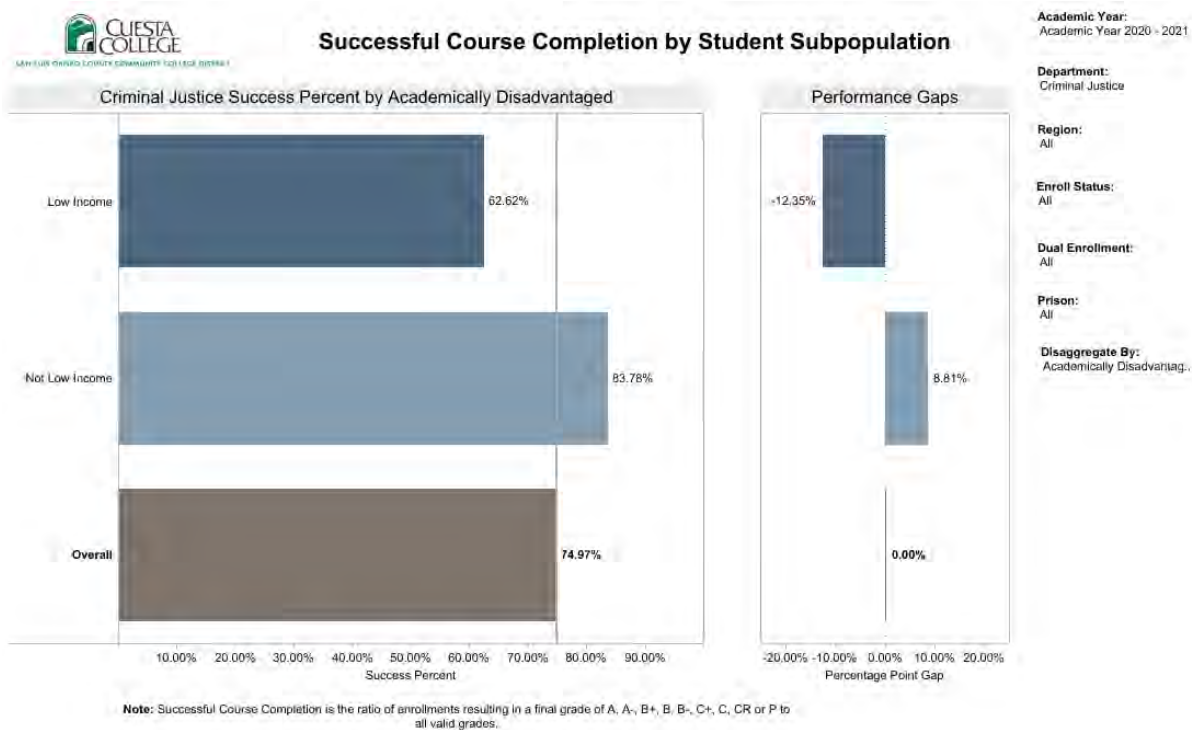
The Criminal Justice Department successful course completion rate is 74.97, which is just slightly higher than the College’s rate of 74.64%. The sad reality is that the success rate both in the Criminal

Justice Program and the College wide has dropped approximately 10 percentage points from a year ago, (85.87 and 82.5 %, respectively), which may be attributable to instruction being delivered exclusively in the online modality due to the pandemic.

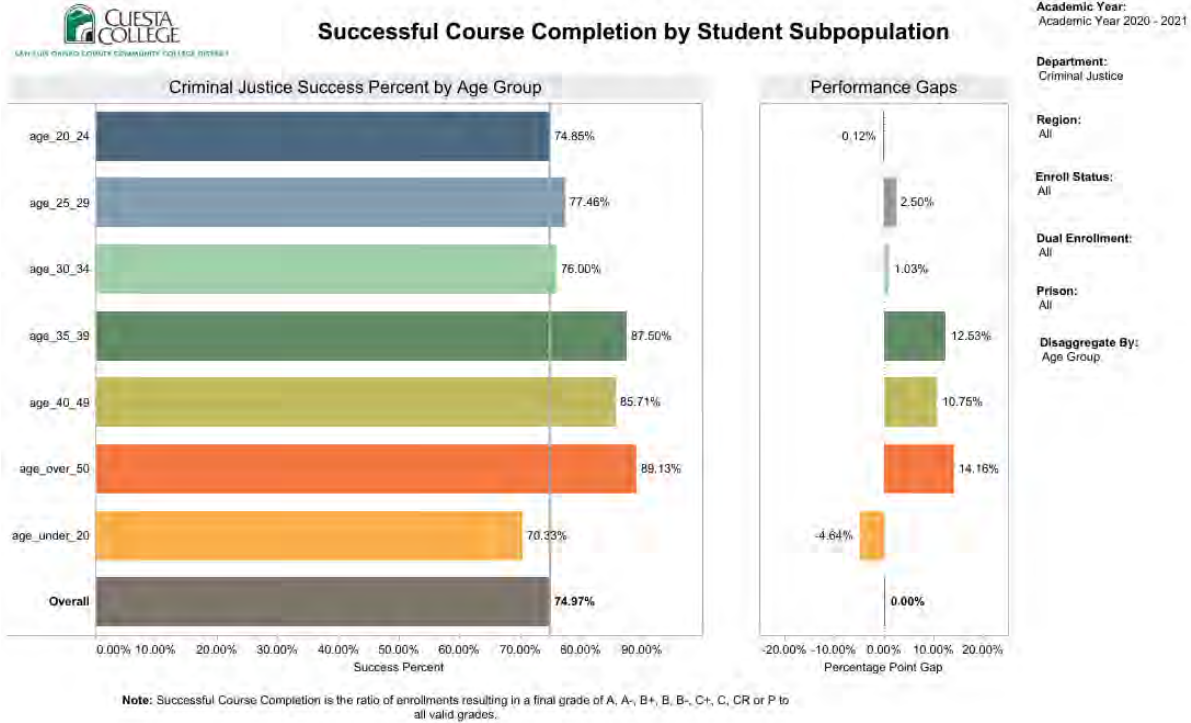
Disaggregated Student Success

There were 9 student groups where the performance gap exceeded 2.65%. All the others were 2.65% or lower.

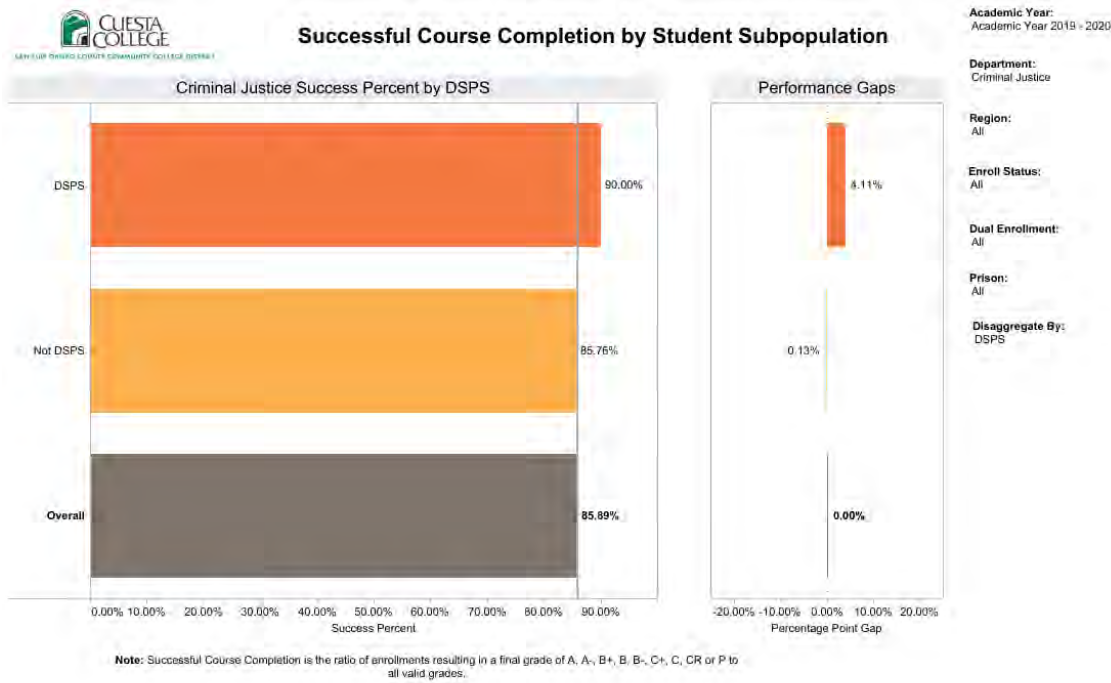
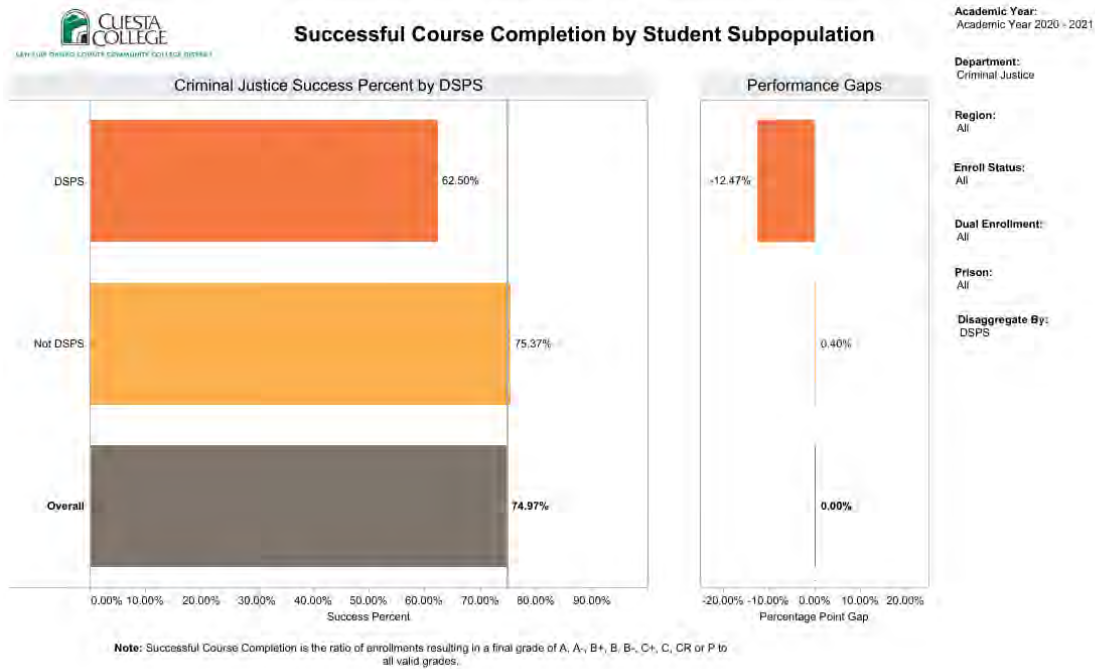
The first group are the “low income” students with a performance gap of 12.35%. This is less than the College average gap of 13.75% for this population. However, it is significantly higher than last year where the gap was 7.30% for these criminal justice students. Once again, the switch to online instruction during the pandemic may have disproportionately impacted these low income students.



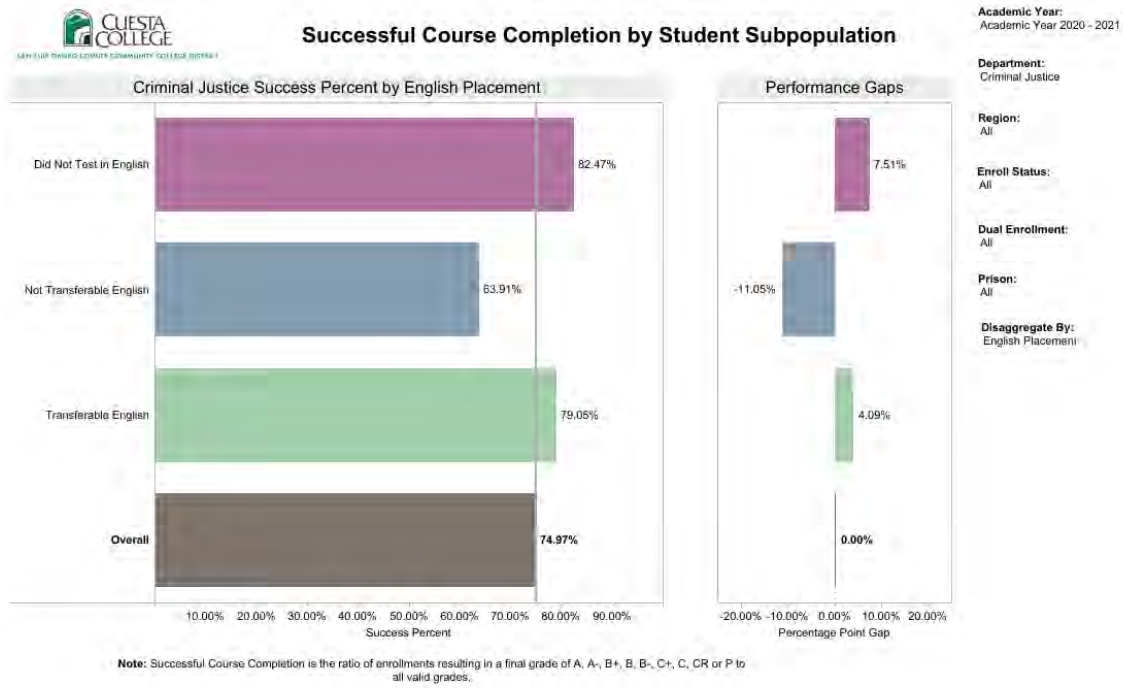
The second group are the students aged under 20 with a performance gap of 4.64%. This number exceeds the College wide gap of 1.16%. I theorized that the newly added Dual Enrollment student population may be disproportionately represented. So, I ran the data again and excluded them from the population and the gap increased to 5.75%.



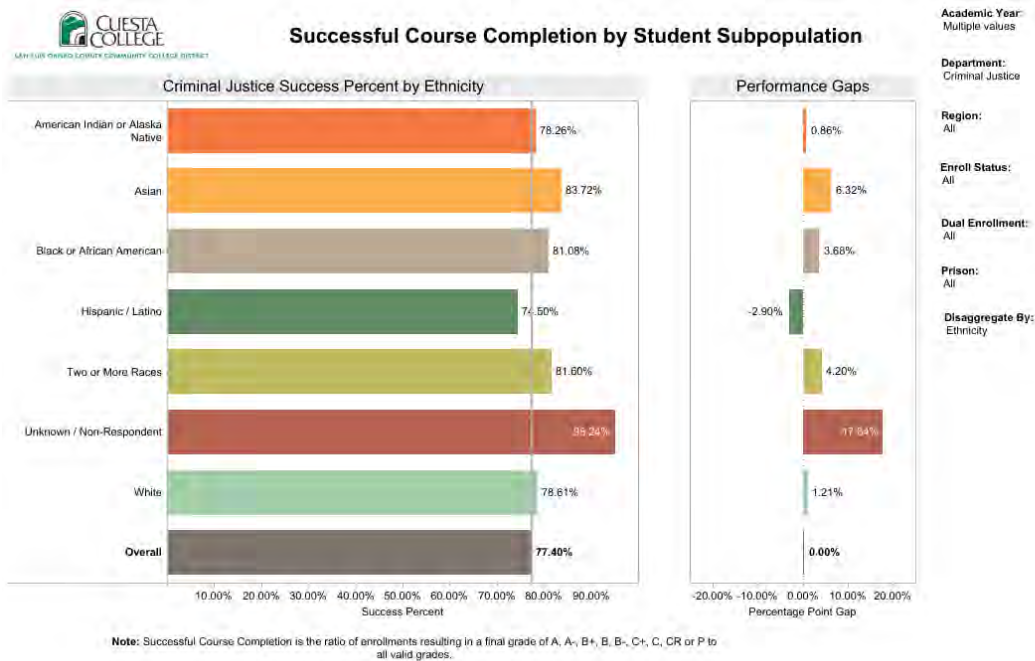
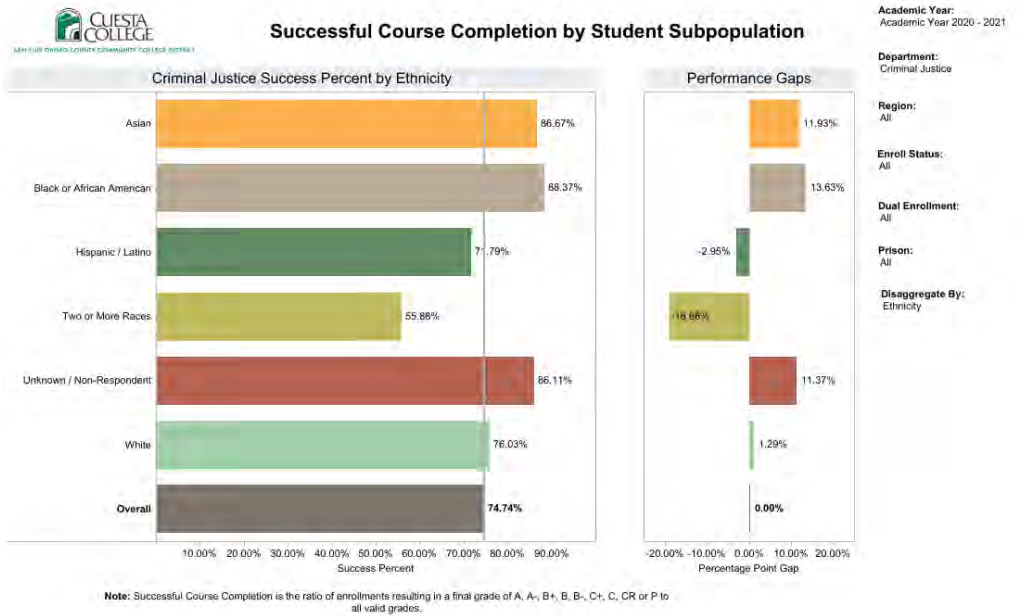
The third group are the DSPS Students with a performance gap of 12.47%. The college wide number was only 1.20% gap. This number is particularly troubling since last year, the DSPS students in the criminal justice program's performance exceeded non-DSPS student performance by 4.11%. The online instruction may have disproportionate impacts with this student group, as well.



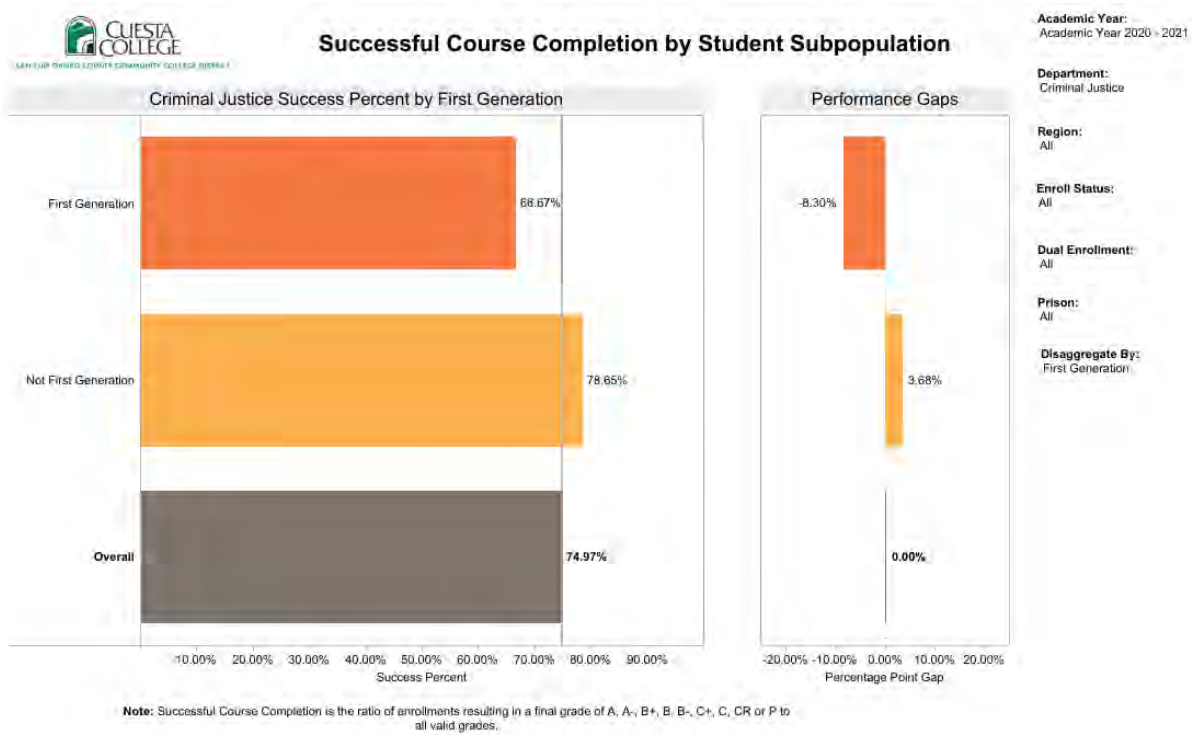
The fourth group is the English Placement category with a performance gap of 11.05% for “Not Transferable English” students. This exceeds the College wide average gap of 7.91%. There is a fair amount of writing associated with criminal justice coursework so English tutoring and other resources available to students will be emphasized by criminal justice instructors and reiterated throughout the semester.



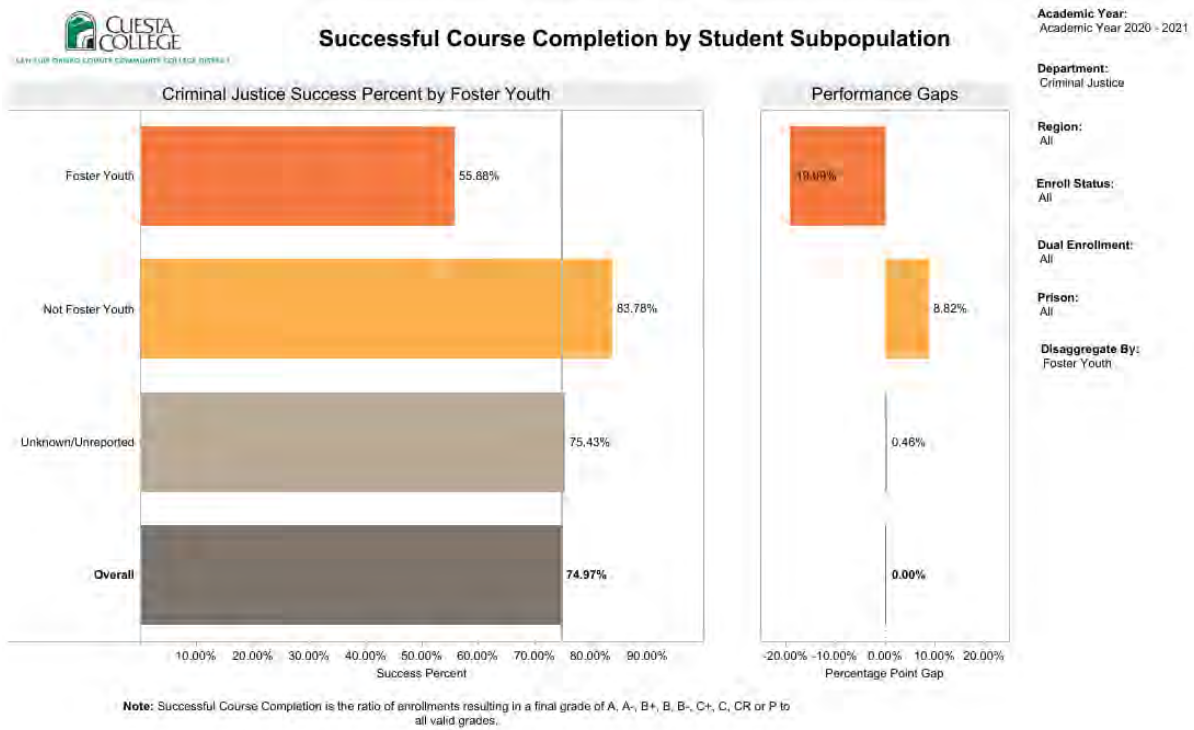
The fifth group are students that identify as being “two or more races” and the performance gap there is 18.86%. This number far exceeds the College wide average gap of .28 %. This is particularly troubling because as the image below demonstrates, for the prior five years, the average for this student population was exceeding other groups in performance by 4.20%. With a small program, this could be an outlier but this should be monitored closely going forward.



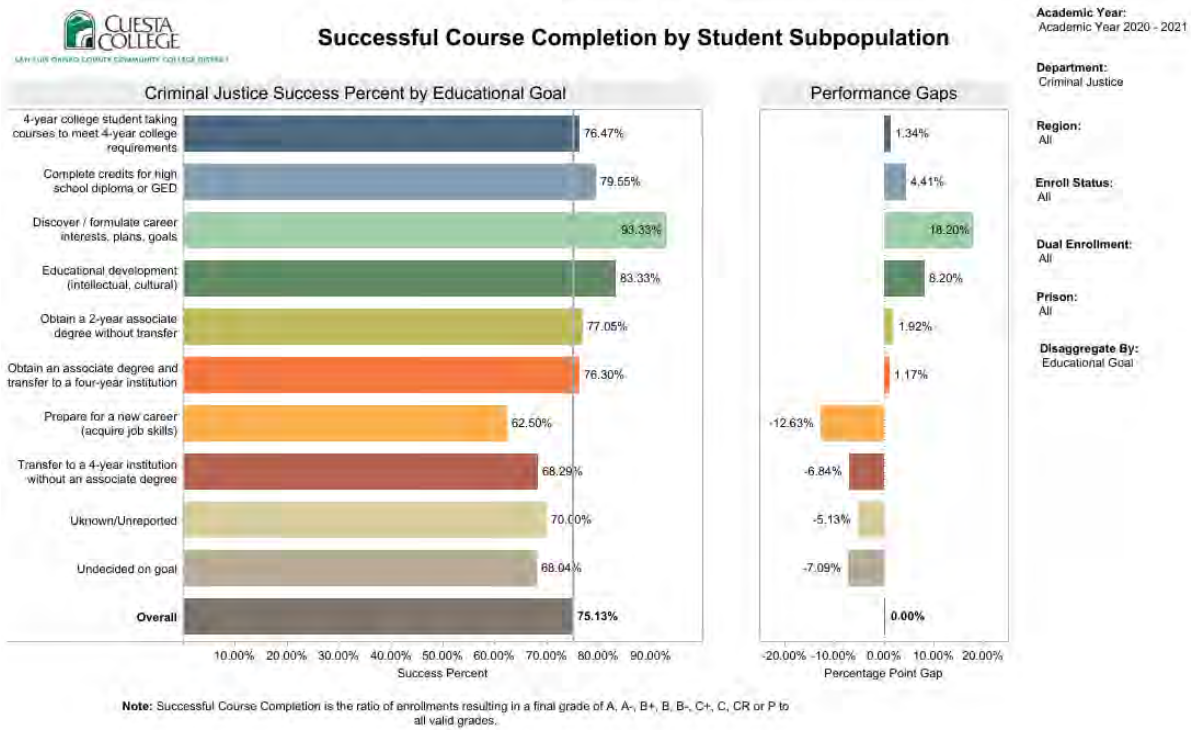
The sixth group are First Generation students with a performance gap of 8.30 %. This exceeds the College wide gap of 5.21% for First Generation students. Again, this number is significantly higher than last year where the gap was 3.71%.



The seventh group are the foster youth with the highest performance gap of 19.09%. This is a significant performance gap. It is well above the College average of 8.64% for foster youth. Obviously, there is room for huge improvement here.



The final area where a gap exists is for students that cited their educational goal as preparing for a new career. The gap here is 12.63 %. There is no gap here College wide.



PROGRAM OUTCOMES ASSESSMENT CHECKLIST AND NARRATIVE

CHECKLIST:

- SLO assessment cycle calendar is up to date.
- All courses scheduled for assessment have been assessed in eLumen.
- Program Sustainability Plan progress report completed (if applicable).

NARRATIVE:

NONE

PROGRAM PLANNING / FORECASTING FOR THE NEXT ACADEMIC YEAR

The lead instructor was on sabbatical for the calendar year 2021. She returned to teaching in January of 2022. She will be augmenting the curriculum for the following classes based on the computer forensic course work she completed.

CJ 202 Introduction to Criminal Justice -Examine the common tools employed in a computer forensic investigation.

CJ 204 Principles and Procedures of the Justice System- Explore 4th Amendment implications of unwarranted governmental use of technology. Explore ethics and societal costs in loss of privacy associated with the use of technology in governmental Interrogations, Surveillance, Searches and seizures.

CJ206 Concepts of Criminal Law- Identify and analyze elements of cybercrime and discuss interplay between forensics proving elements of crimes

CJ208 Legal Aspects of Evidence- Explore process for establishing the foundation and chain of custody for admission of digital evidence in court. Explore legal restrictions upon the collection of digital evidence and obstacles to admission in court.

PROGRAM SUSTAINABILITY PLAN PROGRESS REPORT

This section only needs to be completed if a program has an existing Program Sustainability Plan. Indicate whether objectives established in your Program Sustainability Plan have been addressed or not, and if improvement targets have been met.

Area of Decline or Challenge	Identified Objective (Paste from PSP)	Planning Steps (Check all that apply)	Has the Improvement Target Been Met?
Enrollment		<input type="checkbox"/> Identified <input type="checkbox"/> Resources Allocated <input type="checkbox"/> Implemented	Select one
Student Demand (Fill Rate)		<input type="checkbox"/> Identified <input type="checkbox"/> Resources Allocated <input type="checkbox"/> Implemented	Select one
Efficiency (FTES/FTEF)		<input type="checkbox"/> Identified <input type="checkbox"/> Resources Allocated <input type="checkbox"/> Implemented	Select one
Student Success – Course Completion		<input type="checkbox"/> Identified <input type="checkbox"/> Resources Allocated <input type="checkbox"/> Implemented	Select one
Student Success – Course Modality		<input type="checkbox"/> Identified <input type="checkbox"/> Resources Allocated <input type="checkbox"/> Implemented	Select one
Degrees and Certificates Awarded		<input type="checkbox"/> Identified <input type="checkbox"/> Resources Allocated <input type="checkbox"/> Implemented	Select one

If Program Sustainability Plan is still necessary, provide a brief description of how you plan to continue your PSP and update your PSP to remove any objectives that have been addressed and include any new objectives that are needed.