

## 2023 INSTRUCTIONAL ANNUAL PROGRAM PLANNING WORKSHEET

CURRENT YEAR: 2023

PROGRAM: EMERITUS

CLUSTER: STUDENT SUCCESS AND SUPPORT PROGRAMS

LAST YEAR CPPR COMPLETED: 2022

NEXT SCHEDULED CPPR: MARCH, 2026

CURRENT DATE: 2/20/2023

The Annual Program Planning Worksheet (APPW) is the process for:

- reviewing, analyzing and assessing programs on an annual basis
- documenting relevant program changes, trends, and plans for the upcoming year
- identifying program needs, if any, that will become part of the program's Resource Plan ([download from this folder](#)) (Please review the [Resource Allocation Rubric](#) when preparing the resource plan)
- highlighting specific program accomplishments and updates since last year's APPW
- tracking progress on a Program Sustainability Plan if established previously

**Note:** Degrees and/or certificates for the *same* program *may be consolidated* into one APPW.

This APPW encompasses the following degrees and/or certificates:

The Emeritus program does not encompass any degree and/or certificates.

### GENERAL PROGRAM UPDATE

Describe significant changes, if any, to program mission, purpose or direction. *If there are not any, indicate: NONE.*

None

### PROGRAM SUSTAINABILITY PLAN UPDATE

Was a Program Sustainability Plan established in your program's most recent Comprehensive Program Plan and Review?

Yes  If yes, please complete the Program Sustainability Plan Progress Report below.

No  If no, you do not need to complete a Progress Report.

If you selected yes, please complete the Program Sustainability Plan Progress Report below after you complete the Data Analysis section. That data collection and analysis will help you to update, if necessary, your Program Sustainability Plan.

## DATA ANALYSIS AND PROGRAM-SPECIFIC MEASUREMENTS

Your responses to the prompts for the data elements below should be for the entire program. If this APPW is for multiple degrees and/or certificates, then you MAY want to comment on each degree and/or certificate or discuss them holistically for the entire program being sure to highlight relevant trends for particular degrees and/or certificates if necessary. Responses in this document need only reference the most recent year's available data.

A. [General Enrollment \(Insert Aggregated Data Chart\)](#)

Insert the data chart and explain observed differences between the program and the college.

## SLOCCCD Program Review Data - Enrollment

**Department:**  
Emeritus College

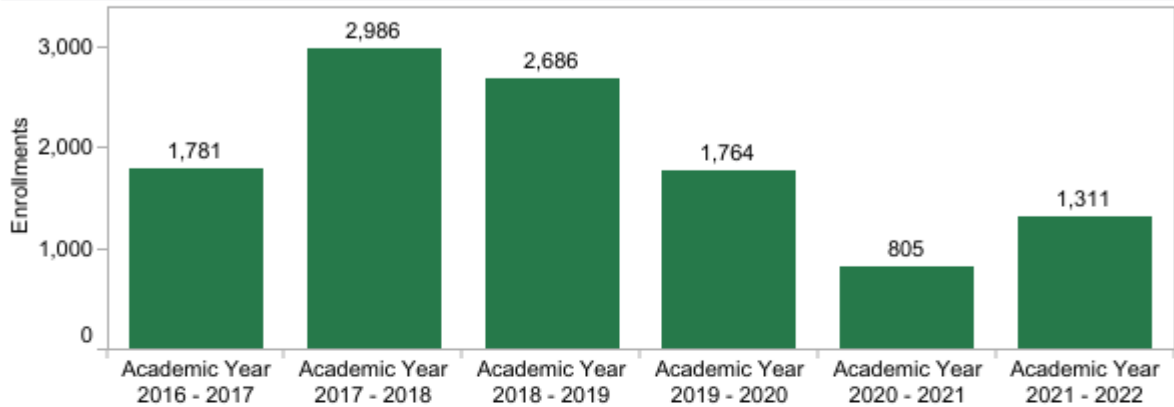
**Course:**  
All

**Dual Enrollment:**  
All

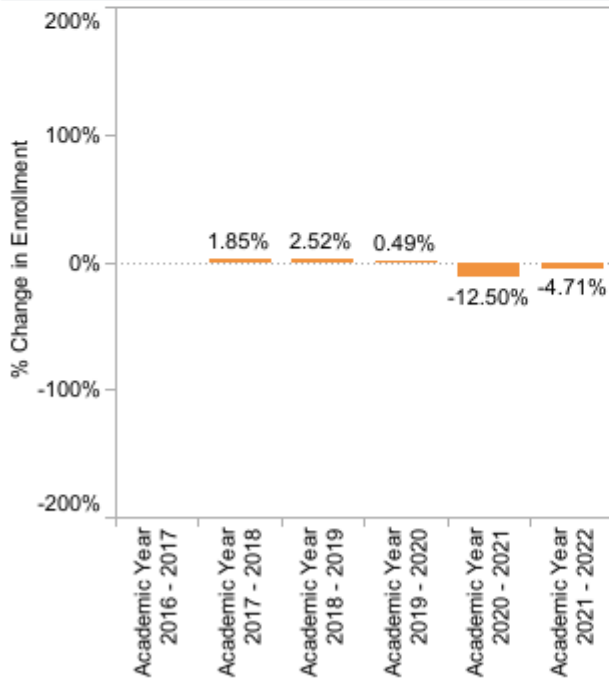
**Prison:**  
All

**Region:** All

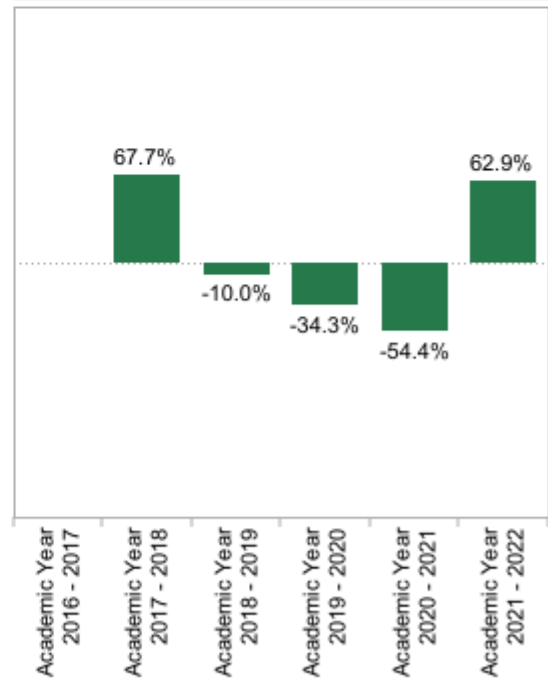
### Emeritus College Enrollments



### % Change - Overall College Enrollments



### % Change - Emeritus College



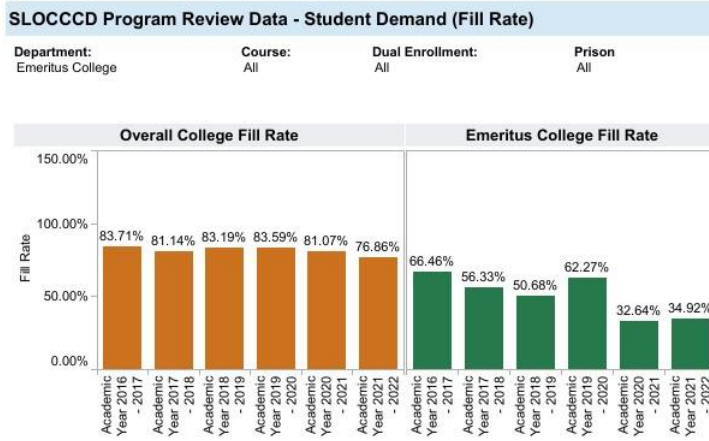
Enrollment: Duplicated count of students who completed greater than 0 units in positive attendance courses or were present on census for all other accounting methods.

The intentional outreach and collaborative partnerships developed by the Continuing Education department staff have rapidly recovered enrollments since the pandemic. The

Emeritus program has increased enrollments by 506 from 2020-2021 and 2021-2022, a 63% increase.

B. [General Student Demand \(Fill Rate\) \(Insert Aggregated Data Chart\)](#)

Insert the data chart and explain observed differences between the program and the college.



Fill Rate: The ratio of enrollments to class limits. Cross listed class limits are adjusted appropriately. Also, courses with zero class limits are excluded from this measure.

Click here to enter text.

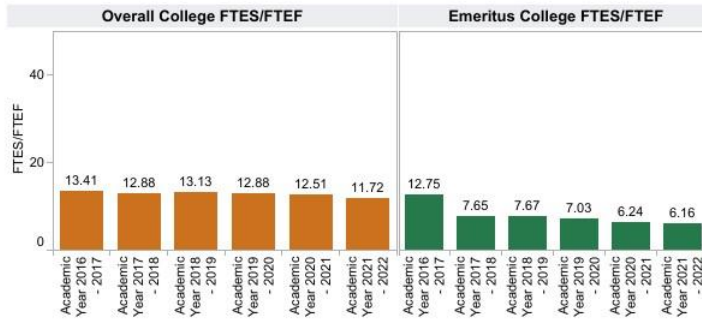
The Emeritus program fill rate has increased by over 2% from 2020-2021 to 2021-2022 academic year.

C. [General Efficiency \(FTES/FTEF\) \(Insert Aggregated Data Chart\)](#)

Insert the data chart and explain observed differences between the program and the college.

**SLOCCCD Program Review Data - Efficiency (FTES/FTEF)**

Department: Emeritus College      Course: All      Dual Enrollment: All      Prison: All



FTES/FTEF: The ratio of total FTES to Full-Time Equivalent Faculty  
(SXD4 Total-Hours/17.5)/XE03 FACULTY-ASSIGNMENT-FTE)

Click here to enter text.

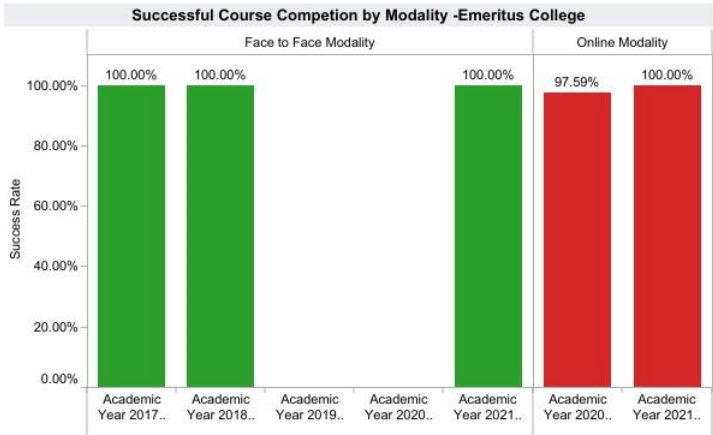
The Emeritus program efficiency has remained consistent over the last few years.

D. [Student Success—Course Completion by Modality \(Insert Data Chart\)](#)

Insert the data chart and explain observed differences between the program and the college.

**SLOCCCD Program Review Data: Successful Course Completion**

Select Department: Emeritus College      Course: All      Legend:  
■ Face to Face Modality  
■ Online Modality



**Successful Course Completion by Modality Table - Emeritus College**

		Academic Year 2017 - 2018	Academic Year 2018 - 2019	Academic Year 2019 - 2020*	Academic Year 2020 - 2021	Academic Year 2021 - 2022
Face to Face Modality	Department Success Rate	100.00%	100.00%			100.00%
	Total Department Enrollments	3,869	3,312	2,925	299	879
Online Modality	Department Success Rate				97.59%	100.00%
	Total Department Enrollments				933	808

Click here to enter text.

E. [Degrees and Certificates Awarded \(Insert Data Chart\)](#)

Insert the data chart and explain observed differences between the program and the college.

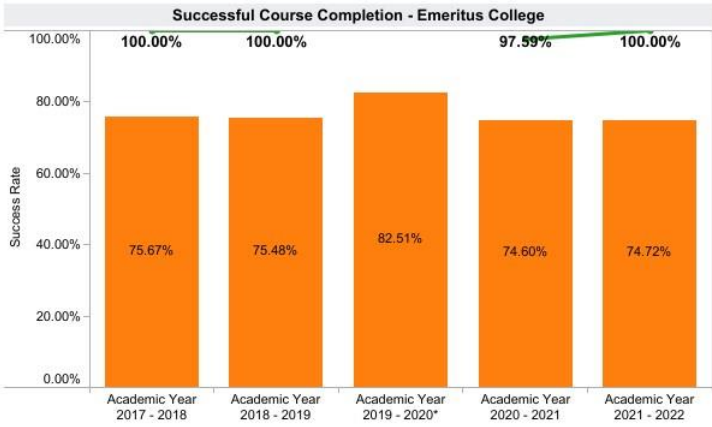
The Emeritus program does not offer certificates.

F. [General Student Success – Course Completion \(Insert Aggregated Data Chart\)](#)

Insert the data chart and explain observed differences between the program and the college.

**SLOCCCD Program Review Data: Successful Course Completion**

Select Department: Emeritus College      TERM: All      Measure Names: Department Success Rate, Overall College Success Rate  
 COURSE: All



	Academic Year 2017 - 2018	Academic Year 2018 - 2019	Academic Year 2019 - 2020*	Academic Year 2020 - 2021	Academic Year 2021 - 2022
Department Success..	100.00%	100.00%		97.59%	100.00%
Total Enrollments	3,869	3,312	2,925	1,232	1,687

Success: The Percentage of student enrollments resulting in a final grade of "C" or better

Click here to enter text.

G. Review the [Disaggregated Student Success](#) charts; include any charts that you will reference. Describe any departmental or pedagogical outcomes that have occurred as a result of programmatic discussion regarding the data presented.

The following are some questions you might want to consider:

- What specific groups are experiencing inequities? What patterns do you notice in the data? How have the equity gaps changed since the previous academic year?
- What professional opportunities are your program faculty participating in to address closing equity gaps?
- What strategies, policies and/or practices in your program have you implemented or what could be improved to better support students who experience equity gaps?

Click here to enter text.

## OTHER RELEVANT PROGRAM DATA (OPTIONAL)

Provide and comment on any other data that is relevant to your program such as state or national certification/licensure exam results, employment data, etc. If necessary, describe origin and/or data collection methods used.

## PROGRAM OUTCOMES ASSESSMENT CHECKLIST AND NARRATIVE

### CHECKLIST:

- SLO assessment cycle calendar is up to date. - Yes
- All courses scheduled for assessment have been assessed in eLumen.- Yes
- Program Sustainability Plan progress report completed (if applicable).

### NARRATIVE:

Briefly describe program changes, if any, which have been implemented in the previous year as a direct result of the Program or Student Services Learning Outcomes Assessment. *If no program changes have been made as results of Program or Student Services Learning Outcomes Assessment, indicate: NONE.*

None

## PROGRAM PLANNING / FORECASTING FOR THE NEXT ACADEMIC YEAR

Briefly describe any program plans for the upcoming academic year. These may include but are not limited to the following: *(Note: you do not need to respond to each of the items below). If there are no forecasted plans for the program, for the upcoming year, indicate: NONE.*

- A. New or modified plans for achieving program-learning outcomes  
None
- B. Anticipated changes in curriculum, scheduling or delivery modality  
None
- C. Levels, delivery or types of services  
None
- D. Facilities changes  
None
- E. Staffing projections  
None
- F. Other





## PROGRAM SUSTAINABILITY PLAN PROGRESS REPORT

This section only needs to be completed if a program has an existing Program Sustainability Plan. Indicate whether objectives established in your Program Sustainability Plan have been addressed or not, and if improvement targets have been met.

Area of Decline or Challenge	Identified Objective (Paste from PSP)	Planning Steps (Check all that apply)	Has the Improvement Target Been Met?
Enrollment		<input type="checkbox"/> Identified <input type="checkbox"/> Resources Allocated <input type="checkbox"/> Implemented	Select one
Student Demand (Fill Rate)		<input type="checkbox"/> Identified <input type="checkbox"/> Resources Allocated <input type="checkbox"/> Implemented	Select one
Efficiency (FTES/FTEF)		<input type="checkbox"/> Identified <input type="checkbox"/> Resources Allocated <input type="checkbox"/> Implemented	Select one
Student Success – Course Completion		<input type="checkbox"/> Identified <input type="checkbox"/> Resources Allocated <input type="checkbox"/> Implemented	Select one
Student Success – Course Modality		<input type="checkbox"/> Identified <input type="checkbox"/> Resources Allocated <input type="checkbox"/> Implemented	Select one
Degrees and Certificates Awarded		<input type="checkbox"/> Identified <input type="checkbox"/> Resources Allocated <input type="checkbox"/> Implemented	Select one

If Program Sustainability Plan is still necessary, provide a brief description of how you plan to continue your PSP and update your PSP to remove any objectives that have been addressed and include any new objectives that are needed.