

## 2022 INSTRUCTIONAL ANNUAL PROGRAM PLANNING WORKSHEET

CURRENT YEAR: 2021 - 2022

PROGRAM: FRENCH

CLUSTER: AHSS

LAST YEAR CPPR COMPLETED: 2021

NEXT SCHEDULED CPPR: 2023

CURRENT DATE: 2/27/2022

The Annual Program Planning Worksheet (APPW) is the process for:

- reviewing, analyzing and assessing programs on an annual basis
- documenting relevant program changes, trends, and plans for the upcoming year
- identifying program needs, if any, that will become part of the program's [resource plan](#)
- highlighting specific program accomplishments and updates since last year's APPW
- tracking progress on a Program Sustainability Plan if established previously

**Note:** Degrees and/or certificates for the *same* program *may be consolidated* into one APPW.

This APPW encompasses the following degrees and/or certificates:

### GENERAL PROGRAM UPDATE

Describe significant changes, if any, to program mission, purpose or direction. *If there are not any, indicate: NONE.*

*The French program and its offerings have not changed since the last report. There has been a slight drop in the enrollment of students interested in French for the beginning course, with a significant drop in enrollment for the second semester. Over half of the students enrolled in the current semester (Spring 2022) were also enrolled in the first semester (Fall 2021). The students who are/were enrolled in both courses are fulfilling their language requirements and are planning to transfer to another educational institution in the future. It is possible that this lower enrollment has something to do with the closure of the campus due to current health regulations. Some of the current students actually live in another state, although they are originally from the local area. All classes have been conducted online since February 2020.*

### PROGRAM SUSTAINABILITY PLAN UPDATE

Was a Program Sustainability Plan established in your program's most recent Comprehensive Program Plan and Review?

Yes  If yes, please complete the Program Sustainability Plan Progress Report below.

No  If no, you do not need to complete a Progress Report.

If you selected yes, please complete the Program Sustainability Plan Progress Report below after you complete the Data Analysis section. That data collection and analysis will help you to update, if necessary, your Program Sustainability Plan.

## DATA ANALYSIS AND PROGRAM-SPECIFIC MEASUREMENTS

Your responses to the prompts for the data elements below should be for the entire program. If this APPW is for multiple degrees and/or certificates, then you MAY want to comment on each degree and/or certificate or discuss them holistically for the entire program being sure to highlight relevant trends for particular degrees and/or certificates if necessary. Responses in this document need only reference the most recent year's available data.

### General Enrollment (Insert Aggregated Data Chart)

*The accumulative enrollment data demonstrates a change in enrollment numbers, indicating a lower number in enrollment for this past year. Although the interest among students is still very satisfactory, the change may represent and current drop that has been reported on a national level concerning the number of students who are actually enrolled in higher educational courses. In comparison to past reports, there are now fewer high school students who participate in the current program. This may be due to the number of classes that are now conducted online and may be an example of time conflicts regarding class scheduling, regardless of an actual classroom or online format.*

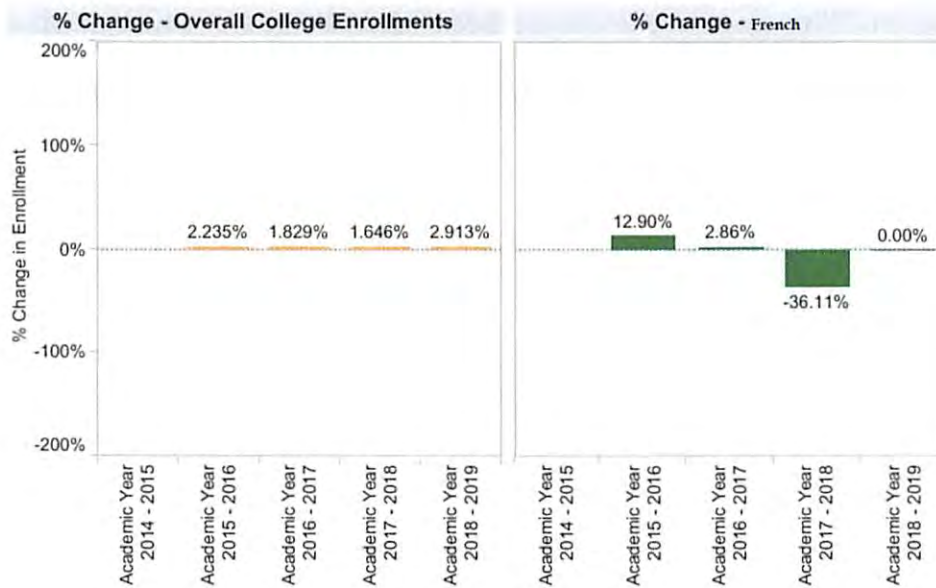
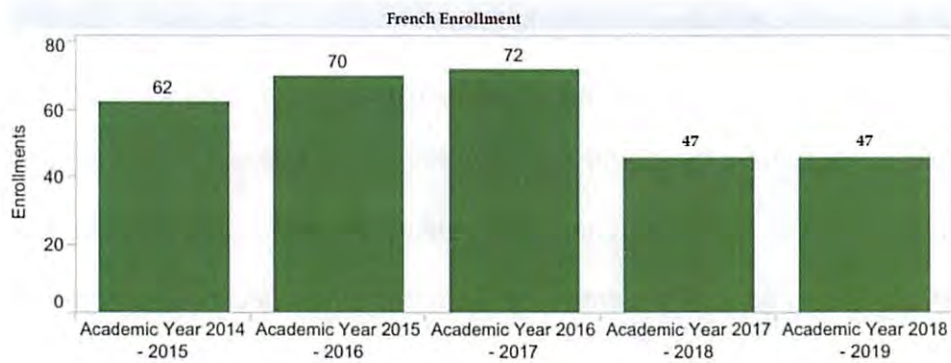
## SLOCCCD Program Review Data - Enrollment

Department:  
French

Course:  
All

Dual Enrollment:  
All

Prison:  
All



Enrollment: Duplicated count of students who completed greater than 0 units in positive attendance courses or were present on census for all other accounting methods.

4

San Luis Obispo County Community College District  
Instructional Annual Program Planning Worksheet  
Approved by Academic Senate April 28, 2017 Document to be Used for Submission Spring, March 2, 2020

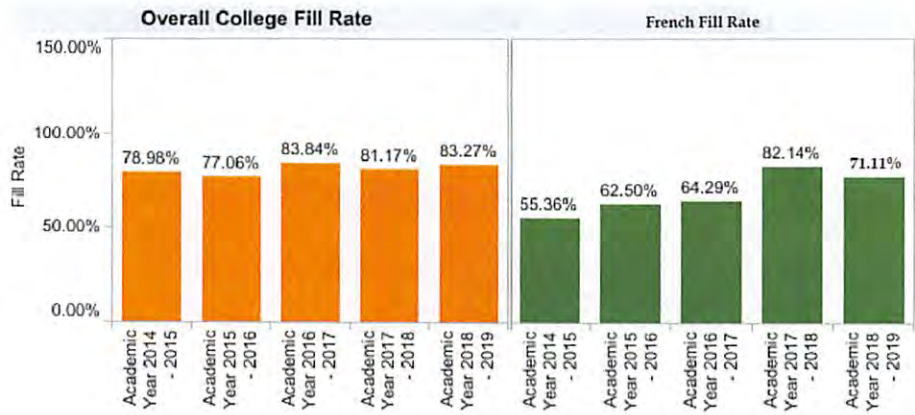


Student Success—Course Completion by Modality (Insert Data Chart)

*The accumulative success rate is still very satisfactory in spite of changes in the enrollment numbers. The majority of students are consistent in attending classes, completing assignments and accomplishing the anticipated course work. Students are motivated and have indicated their success and the accomplishment of their goals.*

**SLOCCCD Program Review Data - Student Demand (Fill Rate)**

Department: French Course: All Dual Enrollment: All Prison: All



Fill Rate: The ratio of enrollments to class limits. Cross listed class limits are adjusted appropriately. Also, courses with zero class limits are excluded from this measure.

Type comments here

2017-2018 fill rates were on par with the College fill rates. 2018-2019 fill rates fell slightly below

6

San Luis Obispo County Community College District  
Instructional Annual Program Planning Worksheet

Approved by Academic Senate April 28, 2017 Document to be Used for Submission Spring, March 2, 2020

Degrees and Certificates Awarded (Insert Data Chart)

Insert the data chart and explain observed differences between the program and the college.

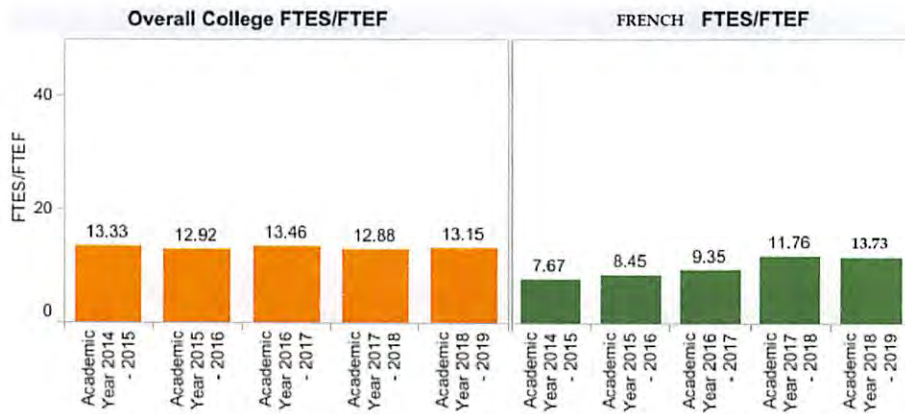
## SLOCCCD Program Review Data - Efficiency (FTES/FTEF)

Department:  
French

Course:  
All

Dual Enrollment:  
All

Prison:  
All



FTES/FTEF: The ratio of total FTES to Full-Time Equivalent Faculty  
(SXD4 Total-Hours/17.5)/XE03 FACULTY-ASSIGNMENT-FTE)



General Student Success – Course Completion (Insert Aggregated Data Chart)

## SLOCCCD Program Review Data: Successful Course Completion

Select Department:  
French

COURSE  
All

Measure Names

- Department Success Rate
- Overall College Success Rate



**French Success Rate Table**

	Academic Year 2014 - 2015	Academic Year 2015 - 2016	Academic Year 2016 - 2017	Academic Year 2017 - 2018	Academic Year 2018 - 2019
Department Success..	57.81%	68.57%	66.67%	82.61%	71.11%
Total Enrollments	64	70	75	46	46

Success: The Percentage of student enrollments resulting in a final grade of "C" or better

Type comments here

*From 2016-2017 to 2017-2018 rate of successful course completion increased slightly.*

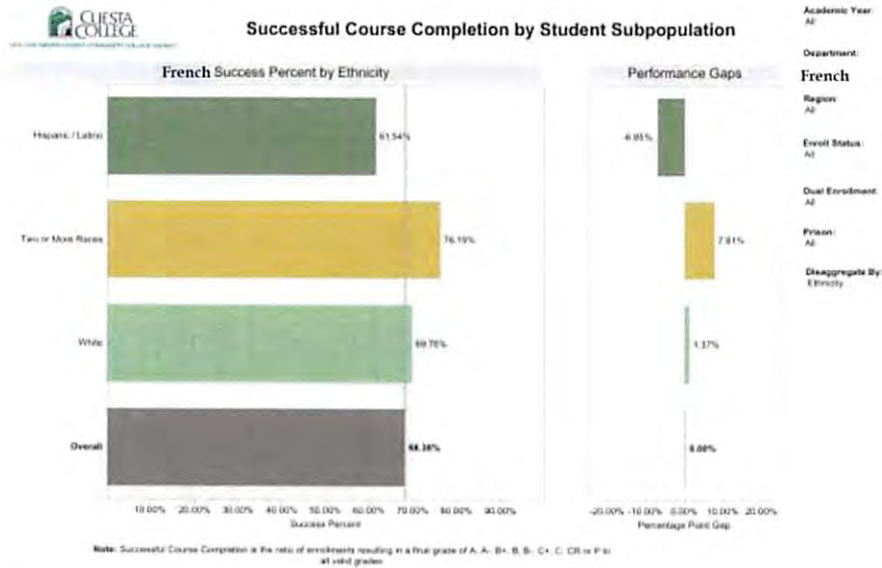
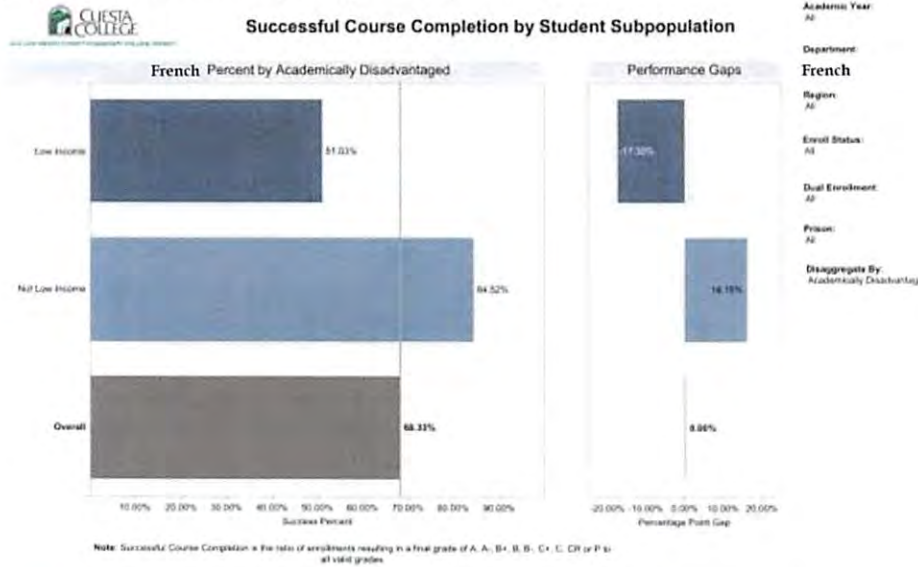
10

San Luis Obispo County Community College District  
Instructional Annual Program Planning Worksheet

Approved by Academic Senate April 28, 2017 Document to be Used for Submission Spring, March 2, 2020

Review the [Disaggregated Student Success](#) charts; include any charts that you will reference. Describe any departmental or pedagogical outcomes that have occurred as a result of programmatic discussion regarding the data presented.

Review the [Disaggregated Student Success](#) charts; include any charts that you will reference. Describe any departmental or pedagogical outcomes that have occurred as a result of programmatic discussion regarding the data presented.



11

San Luis Obispo County Community College District  
 Instructional Annual Program Planning Worksheet  
 Approved by Academic Senate April 28, 2017 Document to be Used for Submission Spring, March 2, 2020

12 San Luis Obispo County Community College District  
 Instructional Annual Program Planning Worksheet  
 Approved by Academic Senate April 28, 2017 Document to be Used for Submission Spring, March 7, 2022

### **OTHER RELEVANT PROGRAM DATA (OPTIONAL)**

Provide and comment on any other data that is relevant to your program such as state or national certification/licensure exam results, employment data, etc. If necessary, describe origin and/or data collection methods used.



## PROGRAM OUTCOMES ASSESSMENT CHECKLIST AND NARRATIVE

### CHECKLIST:

- SLO assessment cycle calendar is up to date.
- All courses scheduled for assessment have been assessed in eLumen.
- Program Sustainability Plan progress report completed (if applicable).

### NARRATIVE:

Briefly describe program changes, if any, which have been implemented in the previous year as a direct result of the Program or Student Services Learning Outcomes Assessment. *If no program changes have been made as results of Program or Student Services Learning Outcomes Assessment, indicate: NONE.*

### PROGRAM PLANNING / FORECASTING FOR THE NEXT ACADEMIC YEAR

Briefly describe any program plans for the upcoming academic year. These may include but are not limited to the following: *(Note: you do not need to respond to each of the items below). If there are no forecasted plans for the program, for the upcoming year, indicate: NONE.*

- A. New or modified plans for achieving program-learning outcomes
- B. Anticipated changes in curriculum, scheduling or delivery modality
- C. Levels, delivery or types of services
- D. Facilities changes
- E. Staffing projections
- F. Other

## PROGRAM SUSTAINABILITY PLAN PROGRESS REPORT

This section only needs to be completed if a program has an existing Program Sustainability Plan. Indicate whether objectives established in your Program Sustainability Plan have been addressed or not, and if improvement targets have been met.

**PROGRAM SUSTAINABILITY PLAN PROGRESS REPORT NOT APPLICABLE**

This section only needs to be completed if a program has an existing Program Sustainability Plan. Indicate whether objectives established in your Program Sustainability Plan have been addressed or not, and if improvement targets have been met.

Area of Decline or Challenge	Identified Objective (Paste from PSP)	Planning Steps (Check all that apply)	Has the Improvement Target Been Met?
Enrollment		<input type="checkbox"/> Identified <input type="checkbox"/> Resources Allocated <input type="checkbox"/> Implemented	Select one
Student Demand (Fill Rate)		<input type="checkbox"/> Identified <input type="checkbox"/> Resources Allocated <input type="checkbox"/> Implemented	Select one
Efficiency (FTES/FTEF)		<input type="checkbox"/> Identified <input type="checkbox"/> Resources Allocated <input type="checkbox"/> Implemented	Select one
Student Success – Course Completion		<input type="checkbox"/> Identified <input type="checkbox"/> Resources Allocated <input type="checkbox"/> Implemented	Select one
Student Success – Course Modality		<input type="checkbox"/> Identified <input type="checkbox"/> Resources Allocated <input type="checkbox"/> Implemented	Select one
Degrees and Certificates Awarded		<input type="checkbox"/> Identified <input type="checkbox"/> Resources Allocated <input type="checkbox"/> Implemented	Select one

If Program Sustainability Plan is still necessary, provide a brief description of how you plan to continue your PSP and update your PSP to remove any objectives that have been addressed and include any new objectives that are needed.

**If Program Sustainability Plan is still necessary, provide a brief description of how you plan to continue your PSP and update your PSP to remove any objectives that have been addressed and include any new objectives that are needed.**



## 2022 INSTRUCTIONAL ANNUAL PROGRAM PLANNING WORKSHEET

CURRENT YEAR: 2021 - 2022

PROGRAM: FRENCH

CLUSTER: AHSS

LAST YEAR CPPR COMPLETED: 2021

NEXT SCHEDULED CPPR: 2023

CURRENT DATE: 2/27/2022

The Annual Program Planning Worksheet (APPW) is the process for:

- reviewing, analyzing and assessing programs on an annual basis
- documenting relevant program changes, trends, and plans for the upcoming year
- identifying program needs, if any, that will become part of the program's [resource plan](#)
- highlighting specific program accomplishments and updates since last year's APPW
- tracking progress on a Program Sustainability Plan if established previously

**Note:** Degrees and/or certificates for the *same* program *may be consolidated* into one APPW.

This APPW encompasses the following degrees and/or certificates:

### GENERAL PROGRAM UPDATE

Describe significant changes, if any, to program mission, purpose or direction. *If there are not any, indicate: NONE.*

*The French program and its offerings have not changed since the last report. There has been a slight drop in the enrollment of students interested in French for the beginning course, with a significant drop in enrollment for the second semester. Over half of the students enrolled in the current semester (Spring 2022) were also enrolled in the first semester (Fall 2021). The students who are/were enrolled in both courses are fulfilling their language requirements and are planning to transfer to another educational institution in the future. It is possible that this lower enrollment has something to do with the closure of the campus due to current health regulations. Some of the current students actually live in another state, although they are originally from the local area. All classes have been conducted online since February 2020.*

### PROGRAM SUSTAINABILITY PLAN UPDATE

Was a Program Sustainability Plan established in your program's most recent Comprehensive Program Plan and Review?



Yes  If yes, please complete the Program Sustainability Plan Progress Report below.

No  If no, you do not need to complete a Progress Report.

If you selected yes, please complete the Program Sustainability Plan Progress Report below after you complete the Data Analysis section. That data collection and analysis will help you to update, if necessary, your Program Sustainability Plan.

## DATA ANALYSIS AND PROGRAM-SPECIFIC MEASUREMENTS

Your responses to the prompts for the data elements below should be for the entire program. If this APPW is for multiple degrees and/or certificates, then you MAY want to comment on each degree and/or certificate or discuss them holistically for the entire program being sure to highlight relevant trends for particular degrees and/or certificates if necessary. Responses in this document need only reference the most recent year's available data.

### General Enrollment (Insert Aggregated Data Chart)

*The accumulative enrollment data demonstrates a change in enrollment numbers, indicating a lower number in enrollment for this past year. Although the interest among students is still very satisfactory, the change may represent and current drop that has been reported on a national level concerning the number of students who are actually enrolled in higher educational courses. In comparison to past reports, there are now fewer high school students who participate in the current program. This may be due to the number of classes that are now conducted online and may be an example of time conflicts regarding class scheduling, regardless of an actual classroom or online format.*

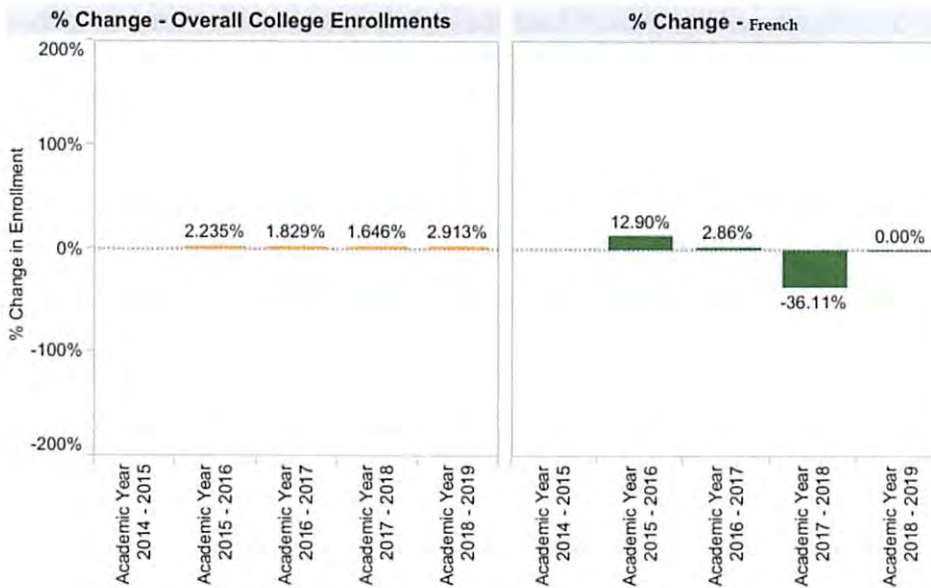
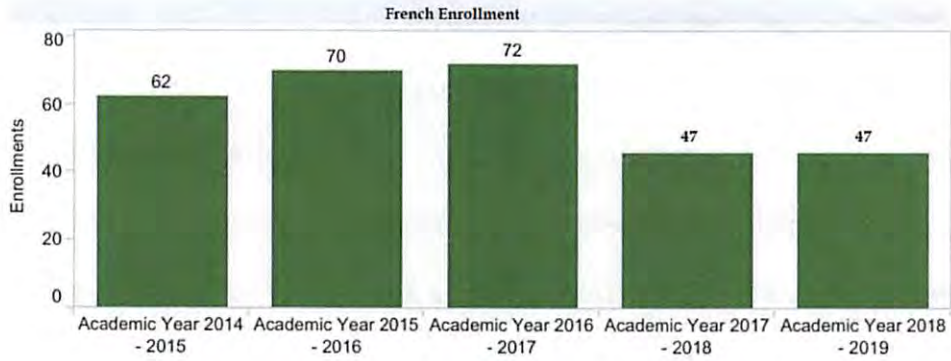
## SLOCCCD Program Review Data - Enrollment

Department:  
French

Course:  
All

Dual Enrollment:  
All

Prison:  
All



Enrollment: Duplicated count of students who completed greater than 0 units in positive attendance courses or were present on census for all other accounting methods.

4

San Luis Obispo County Community College District  
Instructional Annual Program Planning Worksheet

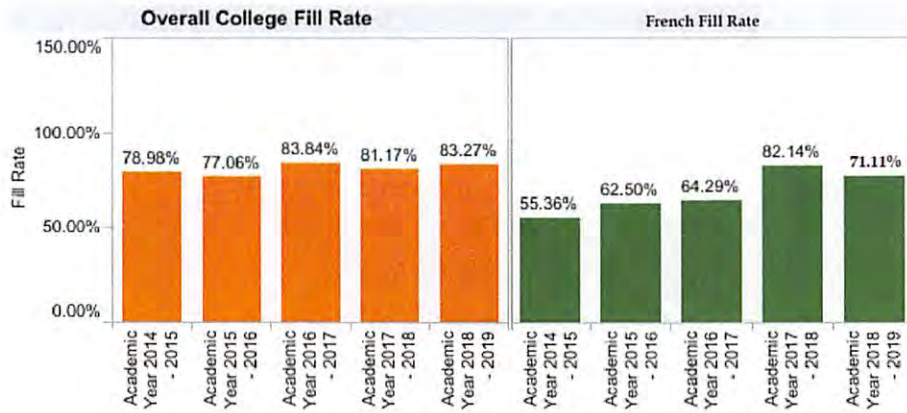
Approved by Academic Senate April 28, 2017 Document to be Used for Submission Spring, March 2, 2020

Student Success—Course Completion by Modality (Insert Data Chart)

*The accumulative success rate is still very satisfactory in spite of changes in the enrollment numbers. The majority of students are consistent in attending classes, completing assignments and accomplishing the anticipated course work. Students are motivated and have indicated their success and the accomplishment of their goals.*

## SLOCCCD Program Review Data - Student Demand (Fill Rate)

**Department:** French      **Course:** All      **Dual Enrollment:** All      **Prison:** All



Fill Rate: The ratio of enrollments to class limits. Cross listed class limits are adjusted appropriately. Also, courses with zero class limits are excluded from this measure.

Type comments here

2017-2018 fill rates were on par with the College fill rates. 2018-2019 fill rates fell slightly below

6

---

San Luis Obispo County Community College District  
 Instructional Annual Program Planning Worksheet  
 Approved by Academic Senate April 28, 2017 Document to be Used for Submission Spring, March 2, 2020



Degrees and Certificates Awarded (Insert Data Chart)

Insert the data chart and explain observed differences between the program and the college.

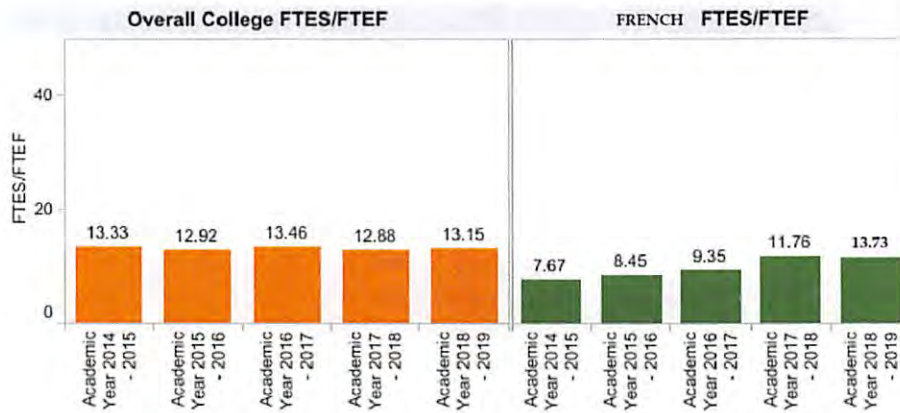
## SLOCCCD Program Review Data - Efficiency (FTES/FTEF)

Department:  
French

Course:  
All

Dual Enrollment:  
All

Prison:  
All



FTES/FTEF: The ratio of total FTES to Full-Time Equivalent Faculty  
( $\text{SXD4 Total-Hours} / 17.5 \times \text{XE03 FACULTY-ASSIGNMENT-FTE}$ )

General Student Success – Course Completion (Insert Aggregated Data Chart)

## SLOCCCD Program Review Data: Successful Course Completion

Select Department:  
French

COURSE  
All

Measure Names

Department Success Rate

Overall College Success Rate



French **Success Rate Table**

	Academic Year 2014 - 2015	Academic Year 2015 - 2016	Academic Year 2016 - 2017	Academic Year 2017 - 2018	Academic Year 2018 - 2019
Department Success..	57.81%	68.57%	66.67%	82.61%	71.11%
Total Enrollments	64	70	75	46	46

Success: The Percentage of student enrollments resulting in a final grade of "C" or better

Type comments here

*From 2016-2017 to 2017-2018 rate of successful course completion increased slightly.*

10

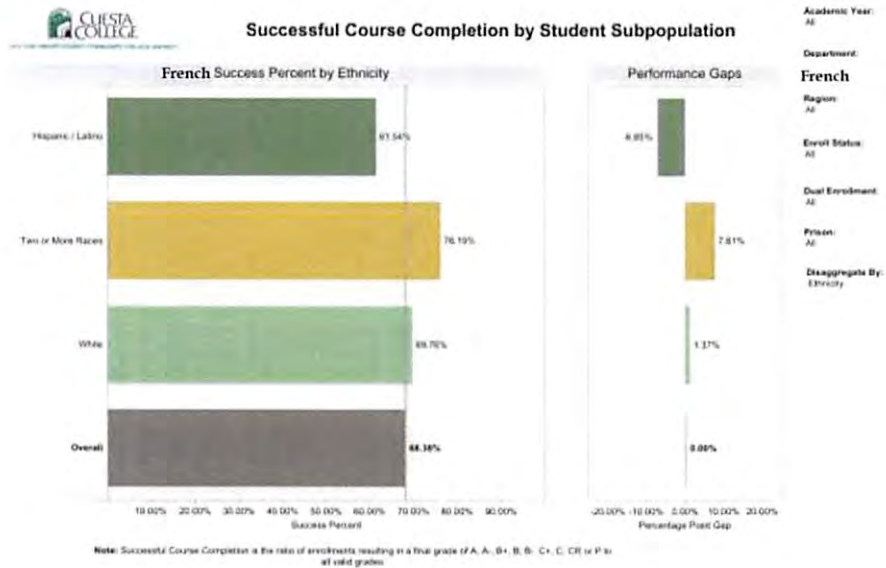
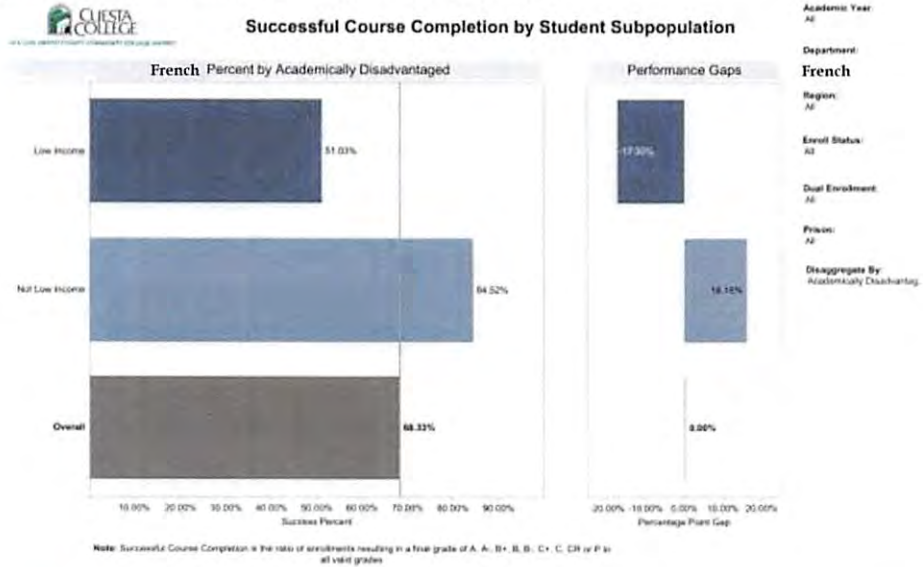
San Luis Obispo County Community College District  
Instructional Annual Program Planning Worksheet

Approved by Academic Senate April 28, 2017 Document to be Used for Submission Spring, March 2, 2020

Review the [Disaggregated Student Success](#) charts; include any charts that you will reference. Describe any departmental or pedagogical outcomes that have occurred as a result of programmatic discussion regarding the data presented.



Review the [Disaggregated Student Success](#) charts; include any charts that you will reference. Describe any departmental or pedagogical outcomes that have occurred as a result of programmatic discussion regarding the data presented.



11

San Luis Obispo County Community College District  
 Instructional Annual Program Planning Worksheet  
 Approved by Academic Senate April 28, 2017 Document to be Used for Submission Spring, March 2, 2020

12 San Luis Obispo County Community College District  
 Instructional Annual Program Planning Worksheet  
 Approved by Academic Senate April 28, 2017 Document to be Used for Submission Spring, March 7, 2022

### **OTHER RELEVANT PROGRAM DATA (OPTIONAL)**

Provide and comment on any other data that is relevant to your program such as state or national certification/licensure exam results, employment data, etc. If necessary, describe origin and/or data collection methods used.

## PROGRAM OUTCOMES ASSESSMENT CHECKLIST AND NARRATIVE

### CHECKLIST:

- SLO assessment cycle calendar is up to date.
- All courses scheduled for assessment have been assessed in eLumen.
- Program Sustainability Plan progress report completed (if applicable).

### NARRATIVE:

Briefly describe program changes, if any, which have been implemented in the previous year as a direct result of the Program or Student Services Learning Outcomes Assessment. *If no program changes have been made as results of Program or Student Services Learning Outcomes Assessment, indicate: NONE.*

### PROGRAM PLANNING / FORECASTING FOR THE NEXT ACADEMIC YEAR

Briefly describe any program plans for the upcoming academic year. These may include but are not limited to the following: *(Note: you do not need to respond to each of the items below). If there are no forecasted plans for the program, for the upcoming year, indicate: NONE.*

- A. New or modified plans for achieving program-learning outcomes
- B. Anticipated changes in curriculum, scheduling or delivery modality
- C. Levels, delivery or types of services
- D. Facilities changes
- E. Staffing projections
- F. Other

## PROGRAM SUSTAINABILITY PLAN PROGRESS REPORT

This section only needs to be completed if a program has an existing Program Sustainability Plan. Indicate whether objectives established in your Program Sustainability Plan have been addressed or not, and if improvement targets have been met.

**PROGRAM SUSTAINABILITY PLAN PROGRESS REPORT NOT APPLICABLE**

This section only needs to be completed if a program has an existing Program Sustainability Plan. Indicate whether objectives established in your Program Sustainability Plan have been addressed or not, and if improvement targets have been met.

Area of Decline or Challenge	Identified Objective (Paste from PSP)	Planning Steps (Check all that apply)	Has the Improvement Target Been Met?
Enrollment		<input type="checkbox"/> Identified <input type="checkbox"/> Resources Allocated <input type="checkbox"/> Implemented	Select one
Student Demand (Fill Rate)		<input type="checkbox"/> Identified <input type="checkbox"/> Resources Allocated <input type="checkbox"/> Implemented	Select one
Efficiency (FTES/FTEF)		<input type="checkbox"/> Identified <input type="checkbox"/> Resources Allocated <input type="checkbox"/> Implemented	Select one
Student Success – Course Completion		<input type="checkbox"/> Identified <input type="checkbox"/> Resources Allocated <input type="checkbox"/> Implemented	Select one
Student Success – Course Modality		<input type="checkbox"/> Identified <input type="checkbox"/> Resources Allocated <input type="checkbox"/> Implemented	Select one
Degrees and Certificates Awarded		<input type="checkbox"/> Identified <input type="checkbox"/> Resources Allocated <input type="checkbox"/> Implemented	Select one

If Program Sustainability Plan is still necessary, provide a brief description of how you plan to continue your PSP and update your PSP to remove any objectives that have been addressed and include any new objectives that are needed.



**If Program Sustainability Plan is still necessary, provide a brief description of how you plan to continue your PSP and update your PSP to remove any objectives that have been addressed and include any new objectives that are needed.**